

## Certificate of Analysis

**Company:** Rebel East LLC

**Sample ID:** Double OG Chem

**Lot:** HL-CLTV0049-231-0

**Report Date:** 12/8/2023

**Matrix:** Flower

**Date Analyzed:** 12/7/2023

**Customer ID:** 220927-3

**Date Sampled:** N/A

**Analyst:** 011

**Grower License #:** CLTV0049

**Date Received:** 11/17/2023

**Report ID:** C231117AL

### Cannabinoid Summary

Cannabinoid Profile	LOQ (mg/g)	Concentration (mg/g)	Weight (%)
CBDVA	0.0005	<LOQ	<LOQ
CBDV	0.0012	<LOQ	<LOQ
CBDA	0.0008	1.10	0.11
CBGA	0.0008	16.76	1.68
CBG	0.0019	1.45	0.15
CBD	0.0019	<LOQ	<LOQ
THCV	0.0021	<LOQ	<LOQ
CBN	0.0013	<LOQ	<LOQ
Δ9-THC	0.0020	5.92	0.59
Δ8-THC	0.0019	<LOQ	<LOQ
THC-A	0.0034	289.40	28.94
CBC	0.0024	<LOQ	<LOQ
<b>Total THC</b>		259.72	25.97
<b>Total CBD</b>		0.97	0.10
<b>Total Cannabinoids</b>		314.64	31.46

25.97%

**Total THC**

0.1%

**Total CBD**

31.46%

**Total  
Cannabinoids**

0.59%

**Δ9-THC**

11.39%

**Percent  
Moisture**

1 : 0

**THC : CBD  
Ratio**


Cannabinoids Methodology: High Performance Liquid Chromatography (HPLC) using PerkinElmer FLEXAR™ with Photo Diode Array Detector (PDA)

Total CBD and total THC are calculated values, to account for assumed decarboxylation from the acid form (THCA or CBDA) to the neutral form, causing weight loss of the acid group. These values are calculated as follows:

Total THC = (THCA x 0.877) + Δ9-THC      Total CBD = (CBDA x 0.877) + CBD  
 Ratio of Total CBD: Total THC      Reagent Blanks: < LOQs for all analytes

LOQ = The lowest quantity that this method can reliably detect. Any cannabinoid that was not detected is assumed to be less than the stated LOQ (<LOQ).

All results reflect dry weight of material, based on % moisture of the sample.

Measurement of Uncertainty (MU): the parameter, associated with the result of a measurement, that characterizes the dispersion of the values that could reasonably be attributed to the particular quantity subject to measurement.

Δ9-THC MU = ±0.005%      Total THC MU = ±0.007%

All other cannabinoid MU values are available upon request.

All moisture analysis is determined by loss-on-drying measurement using OHAUS Model MB90 Moisture Content Readers.

This report shall not be reproduced except in full without approval of the laboratory. This is to provide assurance that parts of a report are not taken out of context. Results apply to the samples as received.

*Luke E. M.*  
 Certified by: \_\_\_\_\_  
 Luke Emerson Mason (Laboratory Director, Bia Diagnostics)

## Certificate of Analysis

**Company:** Rebel East LLC

**Sample ID:** Double OG Chem

**Lot:** CLTV0049-231-1

**Matrix:** Flower

**Report Date:** 12/8/2023

**Date Analyzed:** 12/6/2023

**Customer ID:** 220927-3

**Date Sampled:** N/A

**Analyst:** 052


**Grower License #:** CLTV0049

**Date Received:** 11/17/2023

**Report ID:** C231117AL


## Water Activity Summary

Test	Method	Result
Water Activity	ASTM D8196: Determination of Water Activity in Cannabis Flower	0.4395



Test Methodology: Aqualab TDL 2 water activity meter with tunable diode laser

This report shall not be reproduced except in full without approval of the laboratory. This is to provide assurance that parts of a report are not taken out of context. Results apply to the samples as received.

Certified by:   
 Luke Emerson Mason (Laboratory Director, Bia Diagnostics)

## Certificate of Analysis

**Company:** Rebel East LLC

**Sample ID:** Double OG Chem

**Lot:** HL-CLTV0049-231-0

**Matrix:** Flower

**Report Date:** 12/12/2023

**Date Analyzed:** 12/12/2023

**Customer ID:** 220927-3

**Date Sampled:** N/A

**Analyst:** 018


**Grower License #:** CLTV0049

**Date Received:** 11/17/2023

**Report ID:** C231117AL

## Pathogen Summary

Target Pathogens	Method	LOD (cfu/g)	Result (cfu/g)
Aspergillus - flavus, fumigatus, niger, terreus	Aspergillus AOAC PTM No. 032104	5	<LOD
STEC	STEC Virx AOAC PTM No. 121203	5	<LOD
Salmonella spp.	Salmonella II AOAC PTM No. 010803	5	<LOD



Test Methodology: Bio-Rad IQ-Check PCR Kits

cfu/g = colony forming units per gram

LOD = The lowest quantity that this method can reliably detect. Any microbial growth that was not detected is assumed to be less than the stated LOD (&lt;LOD).

Reagent Blanks: &lt;LOD for all analytes

This report shall not be reproduced except in full without approval of the laboratory. This is to provide assurance that parts of a report are not taken out of context. Results apply to the samples as received.

Certified by:   
 Luke Emerson Mason (Laboratory Director, Bia Diagnostics)

## Certificate of Analysis

<b>Company:</b> Rebel East LLC 521 Forat Rd Craftbury, VT 05826  <b>Customer ID:</b> 220927-3 <b>Grower License #:</b> CLTV0049	<b>Sample ID:</b> Harvest Lot 231 <b>Lot:</b> HL-CLTV0049-231-0 <b>Matrix:</b> Flower <b>Date Sampled:</b> N/A <b>Date Received:</b> 11/3/2023	<b>Report Date:</b> 11/22/2023 <b>Date Analyzed:</b> 11/17/2023 <b>Analyst:</b> 045 <b>Report ID:</b> C231103BB
--	--	--

### Pesticides/Mycotoxins Summary

Category II Residual Pesticide	LOQ (ppm)	Concentration (ppm)
Abamectin	0.0100	<LOQ
Acephate	0.0010	<LOQ
Acequinocyl	0.0010	<LOQ
Azoxystrobin	0.0010	<LOQ
Bifenazate	0.0010	<LOQ
Bifenthrin	0.0010	<LOQ
Carbaryl	0.0010	<LOQ
Cypermethrin	0.0100	<LOQ
Etoazole	0.0010	<LOQ
Imidacloprid	0.0010	<LOQ
Myclobutanil	0.0010	<LOQ
Pyrethrin I	0.0010	<LOQ
Pyrethrin II	0.0010	<LOQ
Spinosyn A	0.0010	<LOQ
Spinosyn D	0.0010	<LOQ

Category II Mycotoxin	LOQ (ppm)	Concentration (ppm)
Ochratoxin A	0.0020	NOT TESTED
Aflatoxin B1	0.0002	NOT TESTED
Alfatoxin B2	0.0010	NOT TESTED
Alfatoxin G1	0.0002	NOT TESTED
Alfatoxin G2	0.0010	NOT TESTED

Category I Residual Pesticide	LOQ (ppm)	Concentration (ppm)
Chlorpyrifos	0.0010	<LOQ
Imazalil	0.0010	<LOQ

N/A
Percent Moisture



LOQ = The lowest quantity this method can reliably detect. Any pesticide or mycotoxins that was not detected is assumed to be less than the stated LOQ (<LOQ).

All results reflect dry weight of material, based on % moisture of the sample.

ppb = parts per billion

Pesticides/Mycotoxin Methodology: Liquid Chromatography with Tandem Mass Spectrometry using PerkinElme QSight® LX50 UHPLC and QSight 220 Mass Spectrometer

All moisture analysis is determined by loss-on-drying measurement using OHAUS Model MB90 Moisture Content Readers.

Certified by: Luke E. M.  
 Luke Emerson Mason (Laboratory Director, Bia Diagnostics)

This report shall not be reproduced except in full without approval of the laboratory. This is to provide assurance that parts of a report are not taken out of context.

Results apply to the samples as received.

(802) 540-0148 laboratory@biadiagnostics.com

## Certificate of Analysis

**Company:** Rebel East LLC

**Sample ID:** Double OG Chem

**Lot:** HL-CLTV0049-231-0

**Matrix:** Flower

**Date Sampled:** N/A

**Date Received:** 11/17/2023

**Report Date:** 12/11/2023

**Date Analyzed:** 12/8/2023

**Analyst:** 045

**Report ID:** C231117AL

**Customer ID:** 220927-3

**Grower License #:** CLTV0049

### Terpenes Summary

Terpene	LOQ (mg/g)	Results (mg/g)	Weight (%)
$\alpha$ - Pinene	0.010	1.178	0.118
Camphene	0.010	0.231	0.023
$\beta$ -Myrcene	0.010	4.456	0.446
b-Pinene	0.010	2.367	0.237
3-Carene	0.010	0.034	0.003
$\alpha$ -Terpinene	0.010	<LOQ	<LOQ
Limonene	0.010	8.968	0.897
p-Cymene	0.010	<LOQ	<LOQ
Ocimene	0.010	<LOQ	<LOQ
Eucalyptol	0.010	<LOQ	<LOQ
$\gamma$ -Terpinene	0.010	<LOQ	<LOQ
Terpinolene	0.010	0.187	0.019
Linalool	0.010	4.305	0.431
Isopulegol	0.010	<LOQ	<LOQ
Geraniol	0.010	0.213	0.021
Caryophyllene	0.010	5.167	0.517
$\alpha$ -Humulene	0.010	2.851	0.285
Trans-Nerolidol	0.010	<LOQ	<LOQ
Cis-Nerolidol	0.010	<LOQ	<LOQ
Guaiol	0.010	<LOQ	<LOQ
Caryophyllene Oxide	0.010	0.055	0.006
$\alpha$ -Bisabolol	0.010	0.063	0.006
<b>Total Terpenes</b>		<b>30.075</b>	<b>3.009</b>

11.39%

 Percent  
Moisture

LOQ = The lowest quantity this method can reliably detect. Any terpene that was not detected is assumed to be less than the stated LOQ (<LOQ).

Terpene Methodology: Headspace Sampler, Gas Chromatography-Mass Spectrometry (GC-MS), using Perkin Elmer Clarus® SQ8 GC MS

Reagent Blanks: &lt; LOQs for all analytes

All results reflect dry weight of material, based on % moisture of the sample.

All moisture analysis is determined by loss-on-drying measurement using OHAUS Model MB90 Moisture Content Readers.



This report shall not be reproduced except in full without approval of the laboratory.  
 This is to provide assurance that parts of a report are not taken out of context. Results apply to the samples as received.

Certified by:



Luke Emerson Mason (Laboratory Director, Bia Diagnostics)